

Title:
**AUTOMATIC TRANSMISSION SERIAL
 NUMBER LOCATION**

Models:
All '06 – '07 Toyota & Scion

Introduction The purpose of this TSB is to assist in the identification and location of serial numbers on 2006 – 2007 model year automatic transmissions.

NOTE:

- Per Toyota Warranty Policy & Procedure Policy 4.23:
 Whenever a remanufactured or OEM automatic transmission is replaced, the serial number from the back of the failed component must be entered in the “Transmission Serial Number” field, which can be found on the “Additional Information” tab of the warranty claim.
- When writing a Product Report, the serial number **MUST** be provided.
- Warranty policy requires shipment of ALL replaced transmissions to AWTEC, even if the transmission is replaced with a new service unit.

- Applicable Vehicles**
- 2006 – 2007 model year **Toyota and Scion** vehicles.

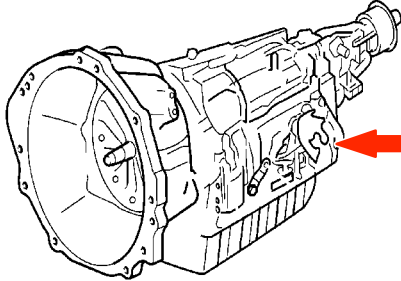
Warranty Information

OP CODE	DESCRIPTION	TIME	OFP	T1	T2
N/A	Not Applicable to Warranty	–	–	–	–

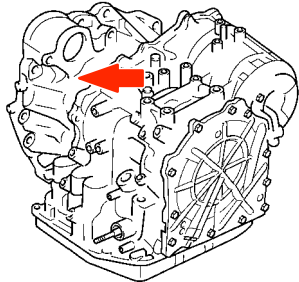


Identification Procedure

TRANSMISSION MODEL	MODEL	MODEL YEAR	ENGINE	SERIAL NUMBER
A750E/F	4Runner	2006	1GR 2UZ	Example: 06 A P 0 00001 06: Year of Manufacture A: Month of Manufacture (A – M, “I” not used) P: Transmission Model Code (A750*) 0: Plant Code 00001: 5–Digit Serial Number Location: Right Rear on Transmission Case Above Transmission Pan (as shown below)
	FJ Cruiser	2007	1GR	
	Land Cruiser	2006 2007	2UZ	
	Sequoia	2006	2UZ	
	Tacoma	2006	1GR	
	Tundra	2006	1GR 2UZ	

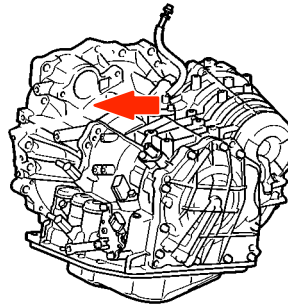


TRANSMISSION MODEL	MODEL	MODEL YEAR	ENGINE	SERIAL NUMBER
U14#	RAV4	2006	2AZ	Example: 06 A A 0 00001 06: Year of Manufacture A: Month of Manufacture (A – M, “I” not used) A: Transmission Model Code (U14#) 0: Plant Code 00001: 5–Digit Serial Number Location: Slightly Off Center to the Left on Top of Bell Housing of Transmission (as shown below)

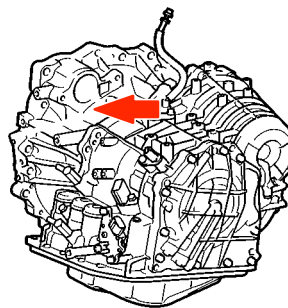


Identification Procedure
(Continued)

TRANSMISSION MODEL	MODEL	MODEL YEAR	ENGINE	SERIAL NUMBER
U15# (Japan Built)	Camry	2006	2AZ	Example: 06 A L 0 00001 06: Year of Manufacture A: Month of Manufacture (A – M, “I” not used) L: Transmission Model Code (U15#) 0: Plant Code 00001: 5–Digit Serial Number Location: Slightly Off Center to the Left on Top of Bell Housing of Transmission (as shown below)
	Highlander	2006 2007	3MZ	
	RAV4	2006	2GR	

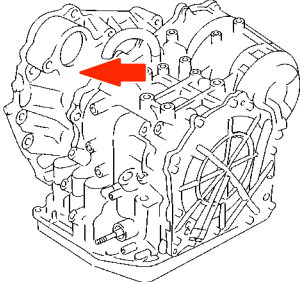


TRANSMISSION MODEL	MODEL	MODEL YEAR	ENGINE	SERIAL NUMBER
U15# (TMMWV Built)	Avalon	2006 2007	2GR	Example: 5 6 01 00001 5: Plant (TMMWV) 6: Year of Manufacture 01: Month of Manufacture (January) 00001: 5–Digit Serial Number Location: Slightly Off Center to the Left on Top of Bell Housing of Transmission (as shown below)
	Camry (NAP)	2006	2AZ	
	Sienna	2006 2007	3MZ	
	Solara	2006 2007	2AZ	

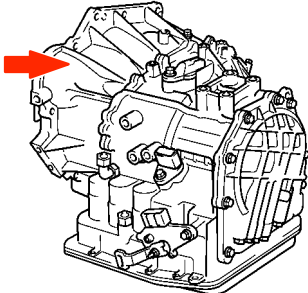


Identification Procedure
(Continued)

TRANSMISSION MODEL	MODEL	MODEL YEAR	ENGINE	SERIAL NUMBER
U24#	Corolla	2006 2007	1ZZ	Example: 06 A B 0 00001 06: Year of Manufacture A: Month of Manufacture (A – M, “I” not used) B: Transmission Model Code (U24#) 0: Plant Code 00001: 5–Digit Serial Number Location: Slightly Off Center to the Left on Top of Bell Housing of Transmission (as shown below)
	Matrix	2007	2ZZ	
	RAV4	2006	2AZ	
	Scion tC	2006 2007	2AZ	



TRANSMISSION MODEL	MODEL	MODEL YEAR	ENGINE	SERIAL NUMBER
U34#	Matrix	2006	1ZZ	Example: 06 A G 0 00001 06: Year of Manufacture A: Month of Manufacture (A – M, “I” not used) G: Transmission Model Code (U34#) 0: Plant Code 00001: 5–Digit Serial Number Location: Left Side of Transmission Bell Housing Roughly 3/4 Up (as shown below)
	Scion xA	2006	1NZ	
	Scion xB	2006	1NZ	
	Yaris	2006	1NZ	



Identification Procedure
(Continued)

TRANSMISSION MODEL	MODEL	MODEL YEAR	ENGINE	SERIAL NUMBER
U660E	Camry	2007	2GR	<p>Example: 2A 06 GI 00001</p> <p>2: Plant ID (TMH) A: Unit ID (U660E) 06: Year of Manufacture G: Month of Manufacture (A – M, “I” not used) I: Plant Line Number 00001: 5–Digit Serial Number</p> <p>Location: Top of Bell Housing Towards Front of Transmission — Serial Number will be Stamped in Transmission Case (as shown below)</p>
