

Last Modified: 6-2-2008	5.1 A	From: 200601
Model Year: 2007	Model: Camry	Doc ID: RM000001EFJ004X
Title: 2GR-FE IGNITION: IGNITION COIL: REMOVAL (2007 Camry)		

REMOVAL

1. DISCONNECT CABLE FROM NEGATIVE BATTERY TERMINAL

2. DRAIN ENGINE COOLANT [INFO](#)

3. REMOVE WINDSHIELD WIPER LINK ASSEMBLY

[INFO](#)

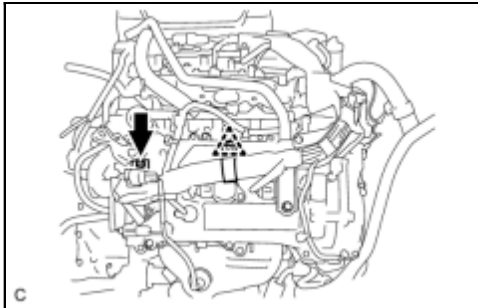
4. REMOVE COWL TOP PANEL OUTER SUB-ASSEMBLY [INFO](#)

5. REMOVE V-BANK COVER SUB-ASSEMBLY [INFO](#)

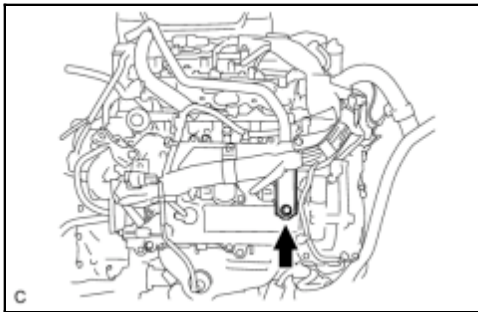
6. REMOVE AIR CLEANER CAP SUB-ASSEMBLY [INFO](#)

7. REMOVE INTAKE AIR SURGE TANK ASSEMBLY [INFO](#)

8. REMOVE NO. 1 SURGE TANK STAY

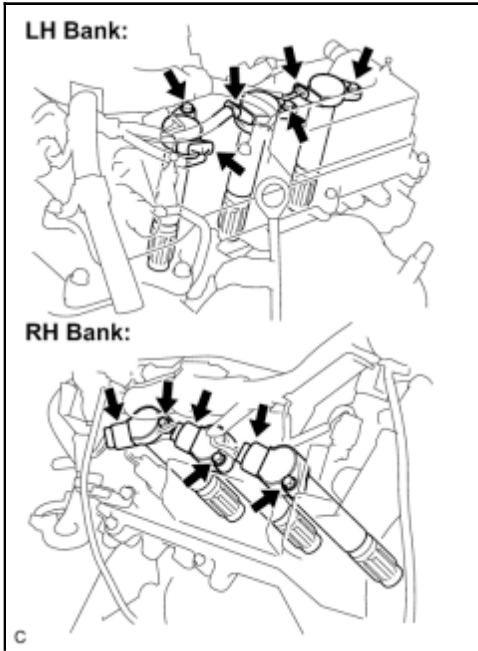


(a) Remove the bolt and disconnect the harness clamp.



(b) Remove the bolt and No. 1 surge tank stay.

9. REMOVE IGNITION COIL ASSEMBLY



(a) Disconnect the 6 ignition coil connectors.

