

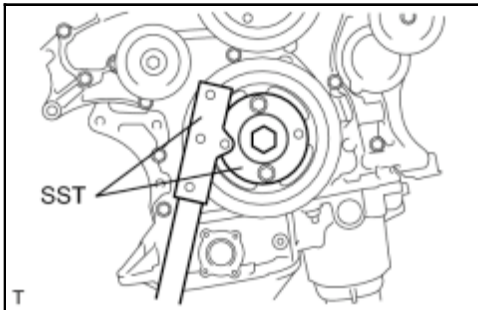
Last Modified: 6-2-2008	5.1 A	From: 200601
Model Year: 2007	Model: Camry	Doc ID: RM0000021ZN001X
Title: 2GR-FE ENGINE MECHANICAL: ENGINE REAR OIL SEAL: REMOVAL (2007 Camry)		

REMOVAL

1. REMOVE AUTOMATIC TRANSAXLE ASSEMBLY

INFO

2. REMOVE DRIVE PLATE AND RING GEAR SUB-ASSEMBLY

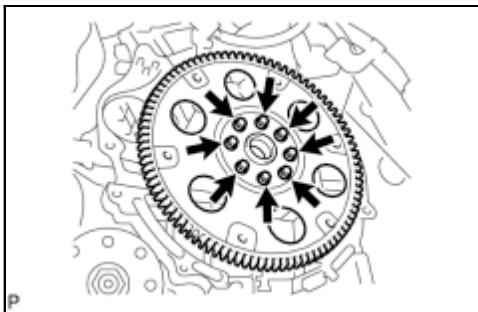


(a) Using SST, hold the crankshaft.

SST: 09213-70011

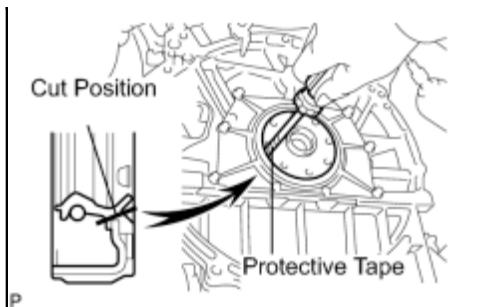
09213-70020

SST: 09330-00021



(b) Remove the 8 bolts, front spacer, drive plate and rear spacer.

3. REMOVE ENGINE REAR OIL SEAL



(a) Using a knife, cut off the oil seal lip.

(b) Using a screwdriver, pry out the oil seal.

Be careful not to damage the crankshaft. Tape the screwdriver tip before use.

