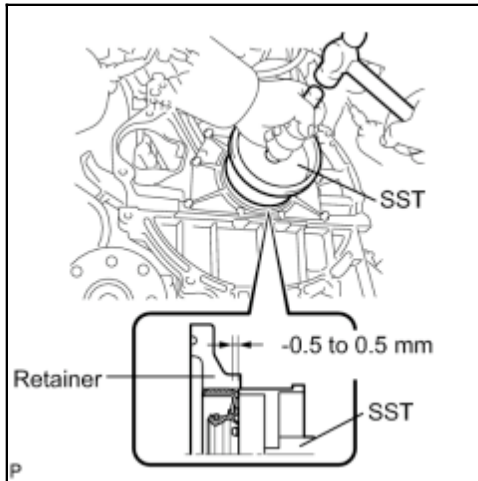


Last Modified: 6-2-2008	5.1 A	From: 200601
Model Year: 2007	Model: Camry	Doc ID: RM0000021ZL001X
Title: 2GR-FE ENGINE MECHANICAL: ENGINE REAR OIL SEAL: INSTALLATION (2007 Camry)		

INSTALLATION

1. INSTALL ENGINE REAR OIL SEAL



(a) Apply MP grease to a new oil seal lip.

(b) Using SST and a hammer, tap in the oil seal.

SST: 09223-15030

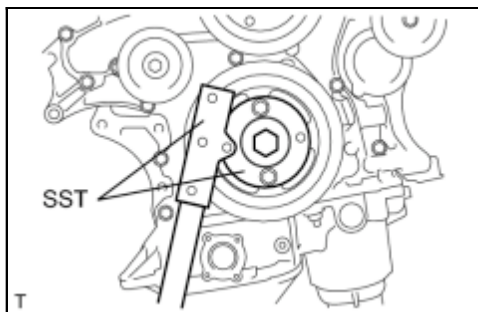
SST: 09950-70010

09951-07150

Oil seal tap in depth:

-0.5 to 0.5 mm (-0.020 to 0.020 in.)

2. INSTALL DRIVE PLATE AND RING GEAR SUB-ASSEMBLY



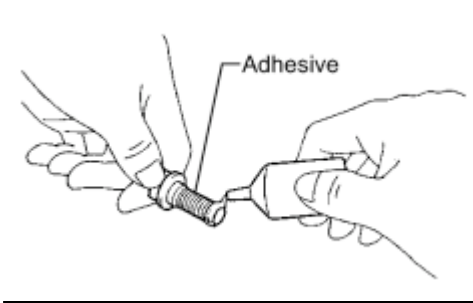
(a) Using SST, hold the crankshaft.

SST: 09213-70011

09213-70020


SST: 09330-00021

(b) Apply adhesive to 2 or 3 threads of the mounting bolt end.



Adhesive:

Part No. 08833-00070, THREE BOND 1324 or equivalent



(1) Install the front spacer, drive plate and rear spacer on the crankshaft.

(2) Install and tighten the 8 mounting bolts uniformly in several steps.

Torque: 83 N·m (850 kgf·cm, 61 ft·lbf)

3. INSTALL AUTOMATIC TRANSAXLE ASSEMBLY

INFO

