

Last Modified: 6-2-2008	5.1 A	From: 200601
Model Year: 2007	Model: Camry	Doc ID: RM0000021ZQ001X
Title: 2GR-FE ENGINE MECHANICAL: ENGINE FRONT OIL SEAL: REMOVAL (2007 Camry)		

REMOVAL

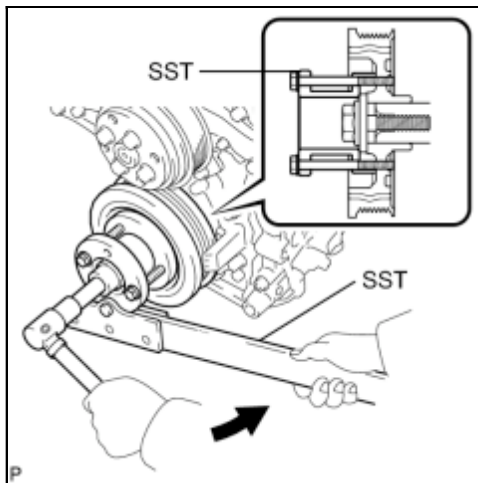
1. REMOVE FRONT WHEEL RH

2. REMOVE FRONT FENDER APRON SEAL RH

3. REMOVE V-BANK COVER SUB-ASSEMBLY [INFO](#)

4. REMOVE V-RIBBED BELT [INFO](#)

5. REMOVE CRANKSHAFT PULLEY

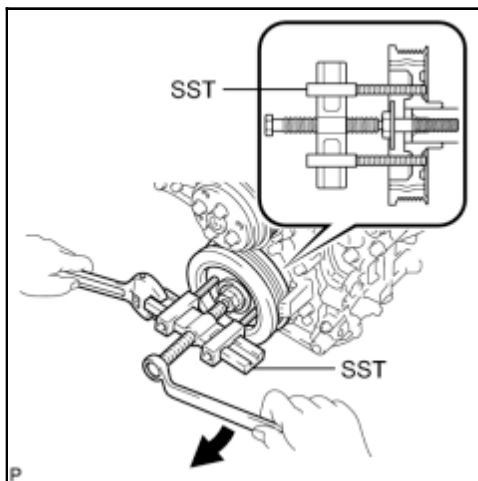


(a) Using SST, loosen the crankshaft pulley bolt.

SST: 09213-70011

09213-70020

SST: 09330-00021



(b) Using SST, remove the crankshaft pulley bolt and crankshaft pulley.

SST: 09950-50013

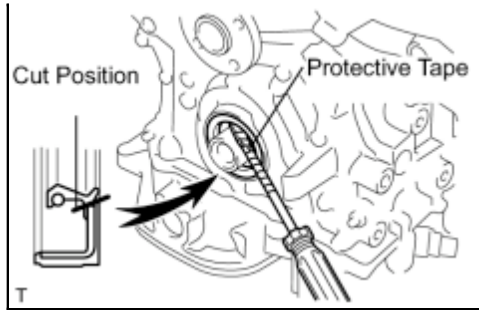
09951-05010

09952-05010

09953-05020

09954-05021

6. REMOVE TIMING CHAIN CASE OIL SEAL



(a) Using a screwdriver, pry out the oil seal.

Tape the screwdriver tip before use.

After the removal, check the crankshaft for damage. If it is damaged, smooth the surface with 400-grit sandpaper.

