



Last Modified: 6-2-2008	5.1 G	From: 200601
Model Year: 2007	Model: Camry	Doc ID: RM0000021ZG001X
Title: 2GR-FE ENGINE MECHANICAL: ENGINE: ON-VEHICLE INSPECTION (2007 Camry)		

ON-VEHICLE INSPECTION


1. INSPECT ENGINE COOLANT

- (a) Inspect the engine coolant  .


2. INSPECT ENGINE OIL

- (a) Inspect the engine oil  .

3. INSPECT BATTERY

- (a) Inspect the battery  .

4. INSPECT SPARK PLUGS

- (a) Inspect the spark plugs  .

5. INSPECT AIR CLEANER FILTER ELEMENT SUB-ASSEMBLY

- (a) Remove the air cleaner filter element sub-assembly.
(b) Visually check that there is no dirt, blockage, and/or damage to the air cleaner filter element.

HINT:

- If there is any dirt or a blockage in the air cleaner filter element, clean it with compressed air.
- If any dirt or a blockage remains even after cleaning the air cleaner filter element with compressed air, replace it.

6. INSPECT VALVE LASH ADJUSTER NOISE

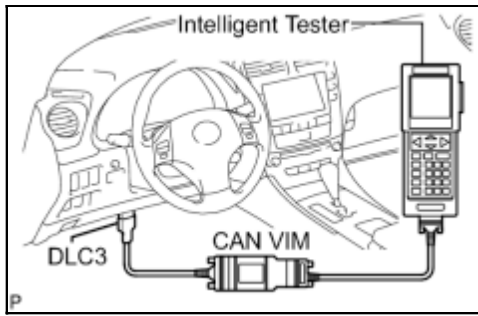
- (a) Rev up the engine several times. Check that the engine does not emit unusual noises.
If unusual noises occur, warm up the engine and idle it for over 30 minutes. Then repeat this procedure.

If any defects or problems are found during the inspection above, perform lash adjuster inspection

 .

7. INSPECT IGNITION TIMING

- (a) Warm up the engine.



(b) When using the intelligent tester:

Check the ignition timing.

(1) Connect the intelligent tester to the DLC3.

(2) Enter DATA LIST mode with the intelligent tester.

Ignition timing:

8 to 12° BTDC at idle

Refer to the intelligent tester operator's manual for help when selecting the DATA LIST.

