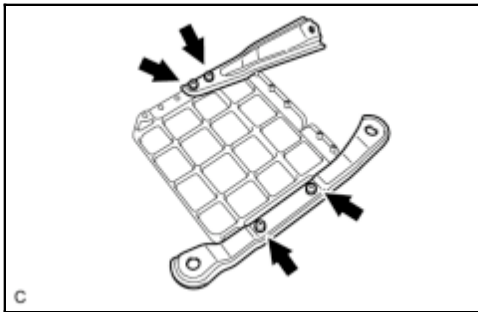


Last Modified: 6-2-2008	5.1 A	From: 200601
Model Year: 2007	Model: Camry	Doc ID: RM0000022NR001X
Title: 2GR-FE ENGINE CONTROL SYSTEM: ECM: INSTALLATION (2007 Camry)		

INSTALLATION

1. INSTALL ECM

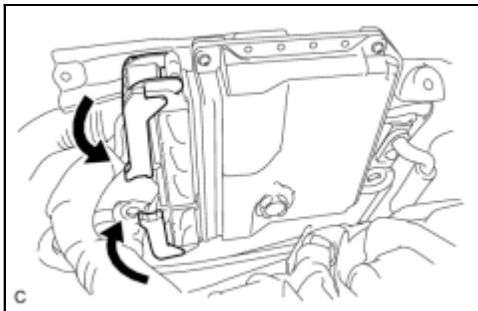


(a) Install the ECM bracket with the 4 screws.

Torque: 3.0 N·m (31 kgf·cm, 27 in·lbf)

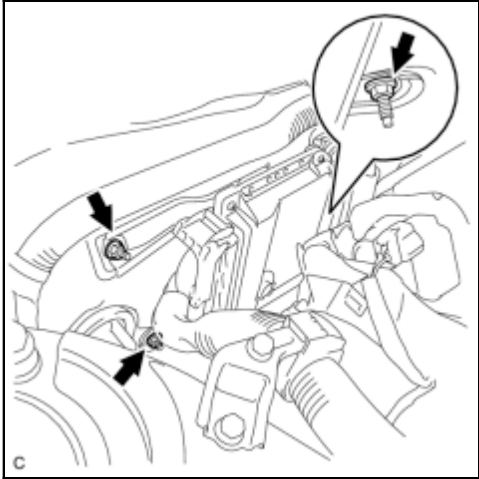
(b) Connect the 2 ECM connectors.

When connecting the connector, make sure that dirt, water and other foreign matter do not become stuck between the connector and other parts.



(1) Connect the 2 ECM connectors and lower the 2 levers.

Make sure that the 2 levers are securely lowered.



(c) Install the ECM with the 3 nuts.

Torque: 8.0 N·m (82 kgf·cm, 71 in·lbf)

