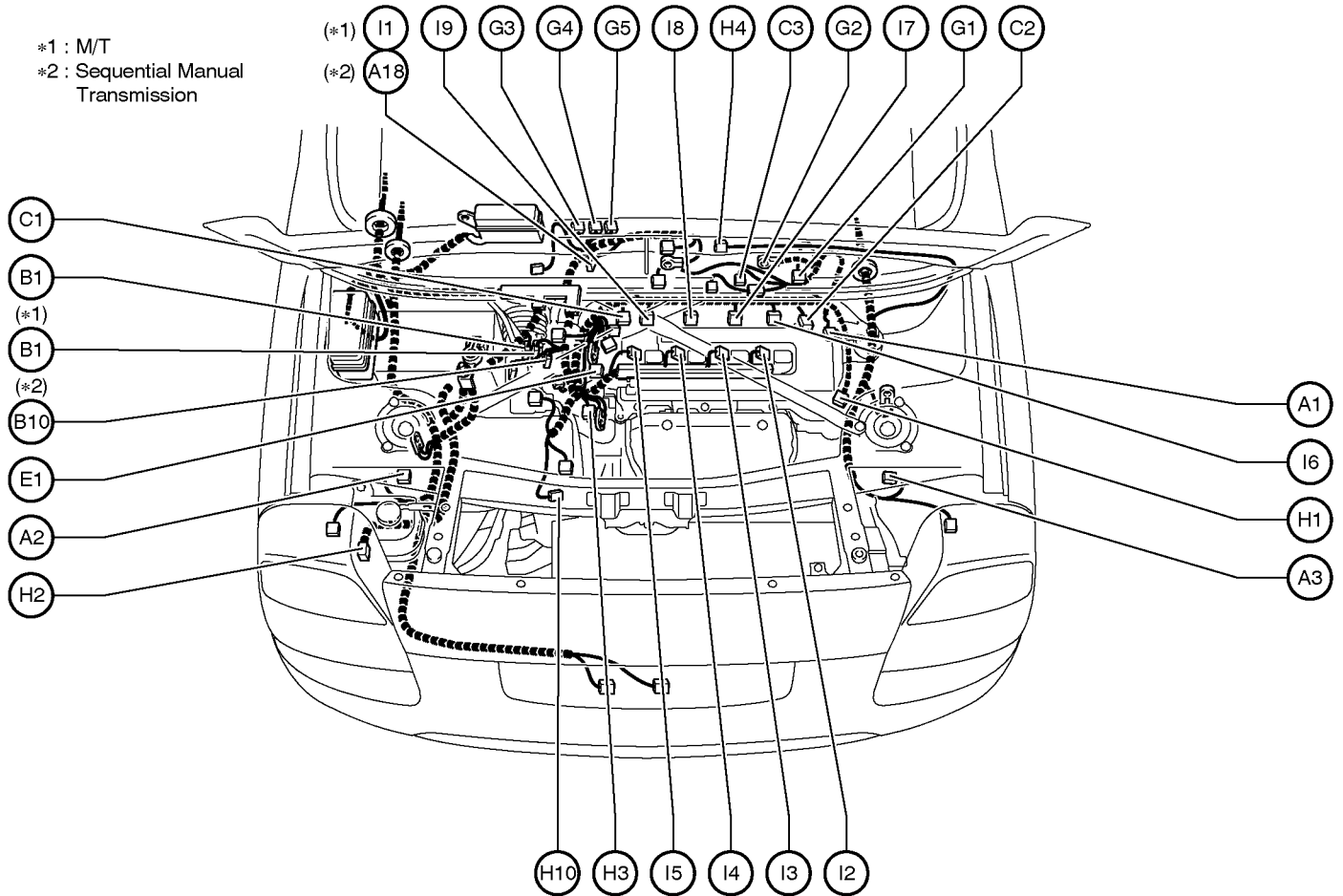


# G ELECTRICAL WIRING ROUTING

## Position of Parts in Engine Compartment



A 1 A/C Magnetic Clutch and Lock Sensor  
 A 2 ABS Speed Sensor Rear LH  
 A 3 ABS Speed Sensor Rear RH  
 A18 Accel Position Sensor

B 1 Back-Up Light SW  
 B10 Back-Up Light SW No.2

C 1 Camshaft Position Sensor  
 C 2 Camshaft Timing Oil Control Valve  
 C 3 Crankshaft Position Sensor

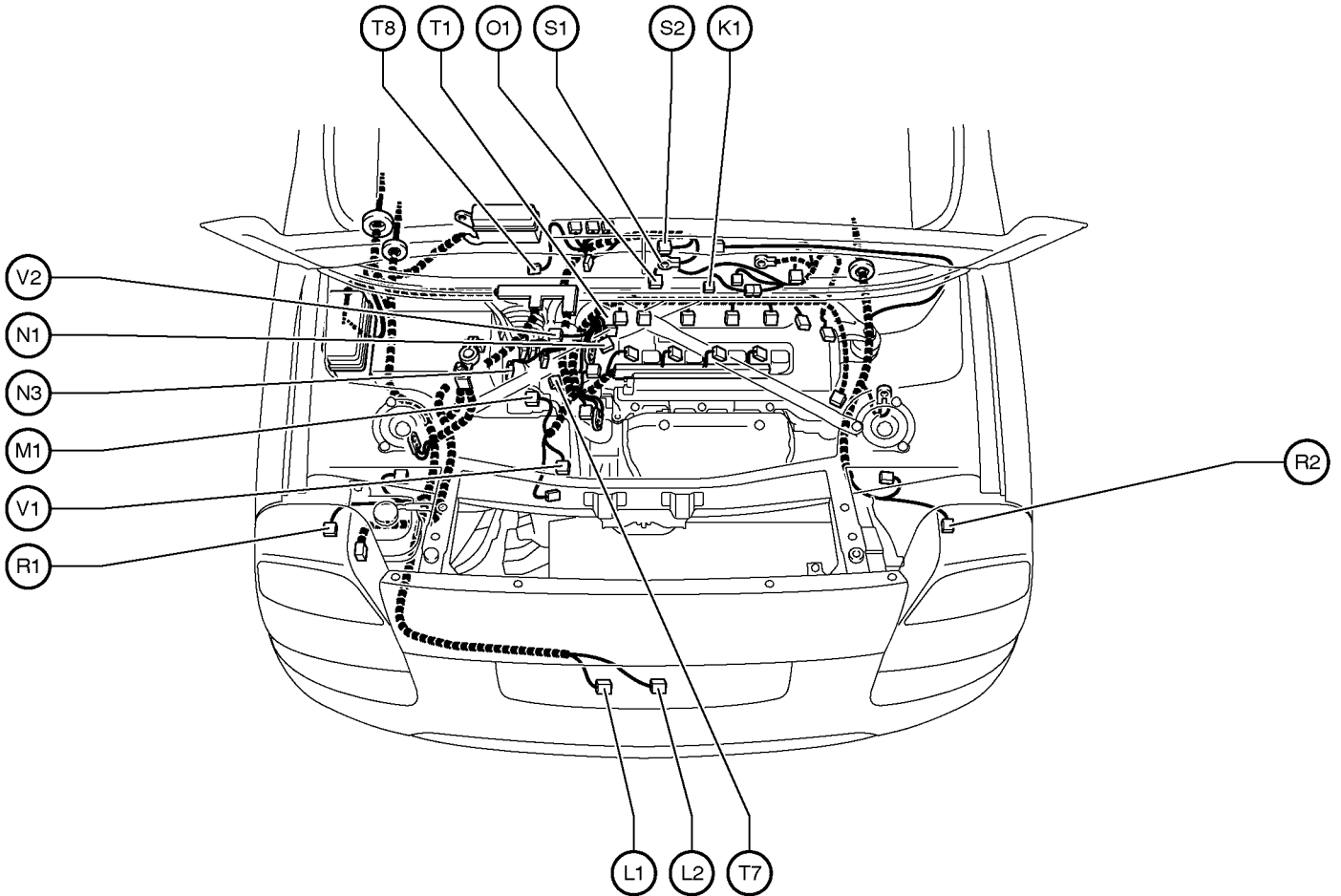
E 1 Engine Coolant Temp. Sensor

G 1 Generator  
 G 2 Generator  
 G 3 Gear Shift Actuator  
 G 4 Gear Shift Actuator  
 G 5 Gear Shift Actuator

H 1 Heated Oxygen Sensor (Bank 1 Sensor 1)  
 H 2 Heated Oxygen Sensor (Bank 1 Sensor 2)  
 H 3 Heated Oxygen Sensor (Bank 2 Sensor 1)  
 H 4 High Mounted Stop Light  
 H10 Hydraulic Power Unit

I 1 Idle Air Control Valve  
 I 2 Ignition Coil and Igniter No.1  
 I 3 Ignition Coil and Igniter No.2  
 I 4 Ignition Coil and Igniter No.3  
 I 5 Ignition Coil and Igniter No.4  
 I 6 Injector No.1  
 I 7 Injector No.2  
 I 8 Injector No.3  
 I 9 Injector No.4

## Position of Parts in Engine Compartment



K 1 Knock Sensor

L 1 License Plate Light LH  
L 2 License Plate Light RH

M 1 Mass Air Flow Meter

N 1 Noise Filter (Ignition)  
N 3 Neutral Start SW

O 1 Oil Pressure SW

R 1 Rear Combination Light LH  
R 2 Rear Combination Light RH

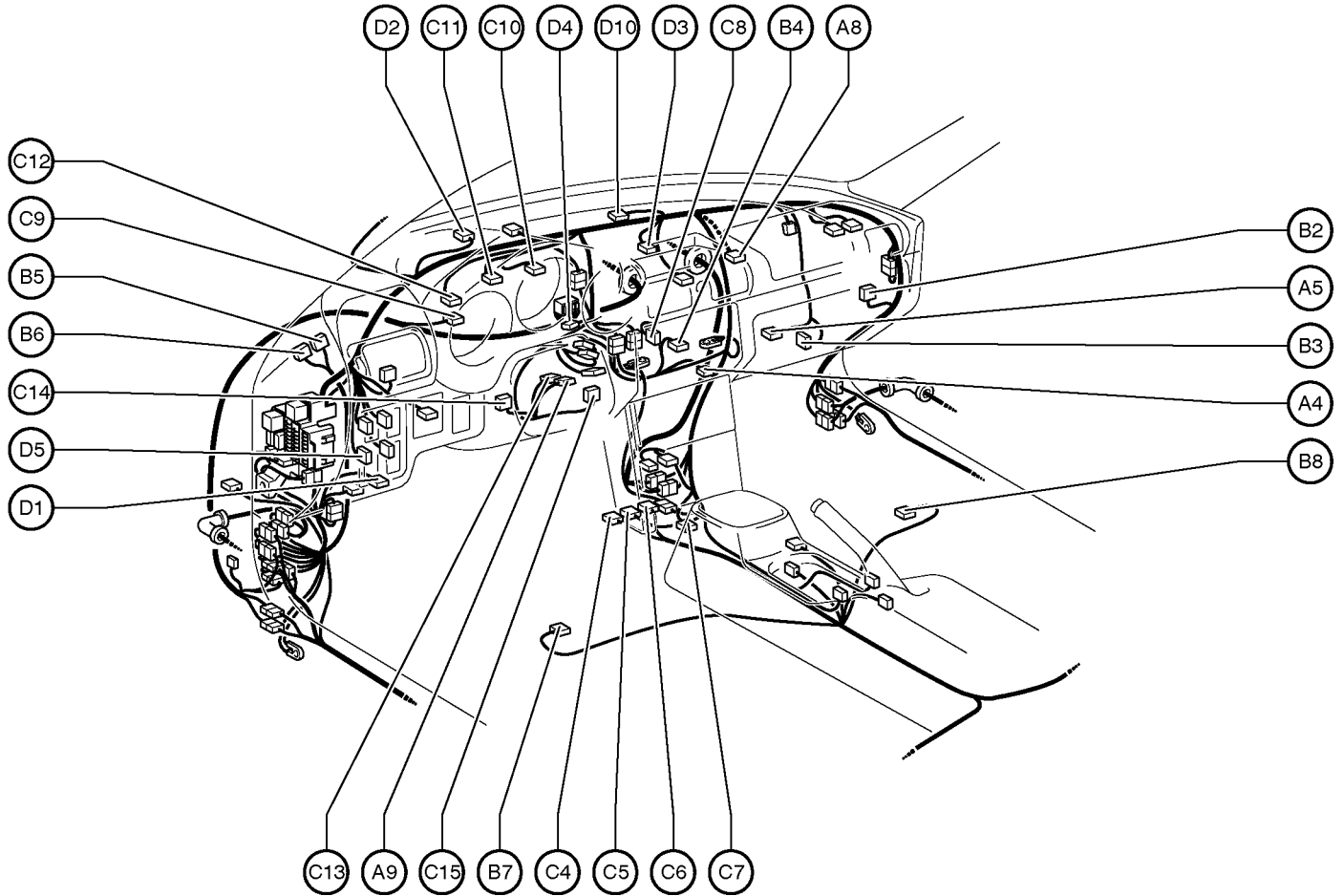
S 1 Starter  
S 2 Starter

T 1 Throttle Position Sensor  
T 7 Throttle Control Motor  
T 8 Transmission Revolution Sensor

V 1 VSV (Canister Closed Valve)  
V 2 VSV (EVAP)

# G ELECTRICAL WIRING ROUTING

## Position of Parts in Instrument Panel

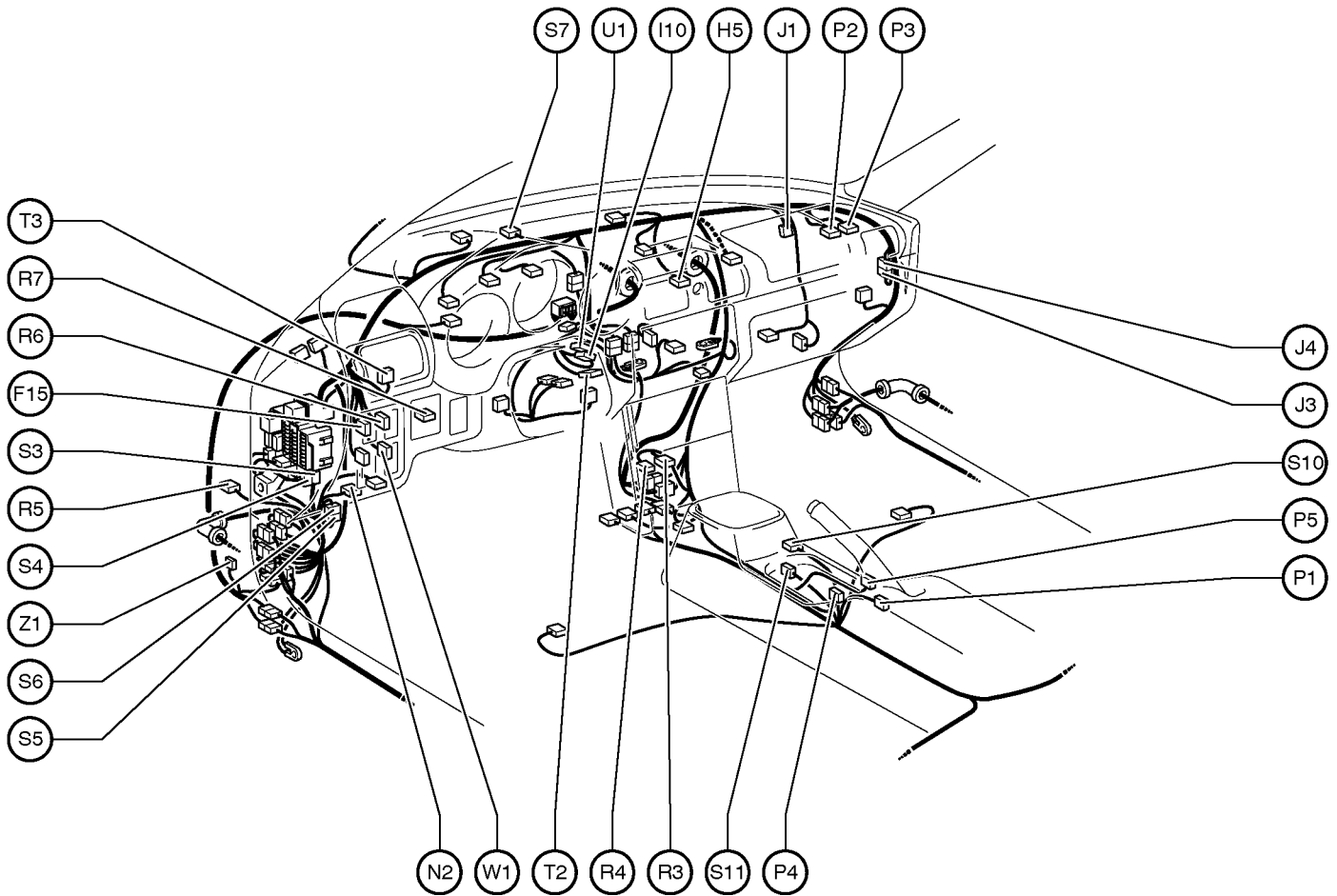


- A 4 A/C SW
- A 5 A/C Thermistor
- A 8 Airbag Squib (Passenger's Airbag Assembly)
- A 9 Airbag Squib (Steering Wheel Pad)
- B 2 Blower Motor
- B 3 Blower Resistor
- B 4 Blower SW
- B 5 Body ECU
- B 6 Body ECU
- B 7 Buckle SW and Tension Reducer LH
- B 8 Buckle SW RH and Occupant Detection Sensor

- C 4 Center Airbag Sensor Assembly
- C 5 Center Airbag Sensor Assembly
- C 6 Center Airbag Sensor Assembly
- C 7 Cigarette Lighter
- C 8 Clock
- C 9 Clutch Start SW
- C10 Combination Meter
- C11 Combination Meter
- C12 Combination Meter
- C13 Combination SW
- C14 Combination SW
- C15 Combination SW

- D 1 Data Link Connector 3
- D 2 Daytime Running Light Relay
- D 3 Diode (Door Courtesy)
- D 4 Diode (DRL)
- D 5 Door Lock Control SW
- D10 Diode (Idle-Up)

## Position of Parts in Instrument Panel



F 15 Front Fog Light SW

H 5 Hazard SW

I 10 Ignition SW

J 1 Junction Connector

J 3 Junction Connector

J 4 Junction Connector

N 2 Noise Filter (Rear Window Defogger)

P 1 Parking Brake SW

P 2 Passenger Airbag Manual ON/OFF SW

P 3 Passenger Airbag Manual ON/OFF SW

P 4 Power Window Control SW LH

P 5 Power Window Control SW RH

R 3 Radio and Player

R 4 Radio and Player

R 5 Rear Window Defogger Relay

R 6 Rheostat

R 7 Remote Control Mirror SW

S 3 Short Connector (SRS No.1)

S 4 Short Connector (SRS No.1)

S 5 Short Connector (SRS No.2)

S 6 Short Connector (SRS No.2)

S 7 Stop Light SW

S10 Shift Lever Position Sensor

S11 Shift Lock Control ECU

T 2 Transponder Key Amplifier

T 3 Turn Signal Flasher Relay

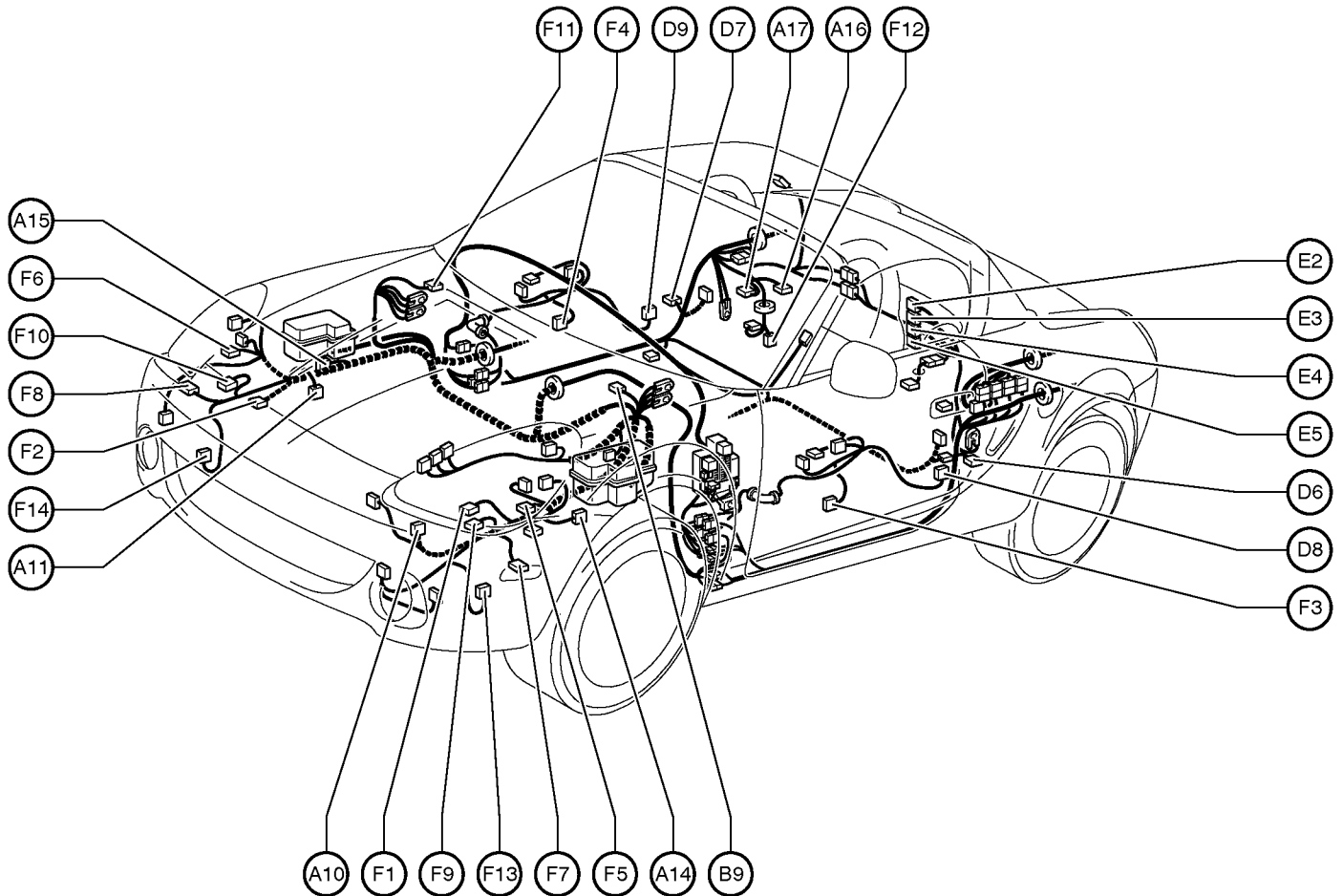
U 1 Unlock Warning SW

W 1 Window Lock SW

Z 1 Option Connector (TVIP)

# G ELECTRICAL WIRING ROUTING

## Position of Parts in Body



- A 10 A/C Condenser Fan Motor
- A 11 A/C Triple Pressure SW  
(A/C Dual and Single Pressure SW)
- A 14 ABS Speed Sensor Front LH
- A 15 ABS Speed Sensor Front RH
- A 16 Auto Antenna Motor
- A 17 Auto Antenna Relay

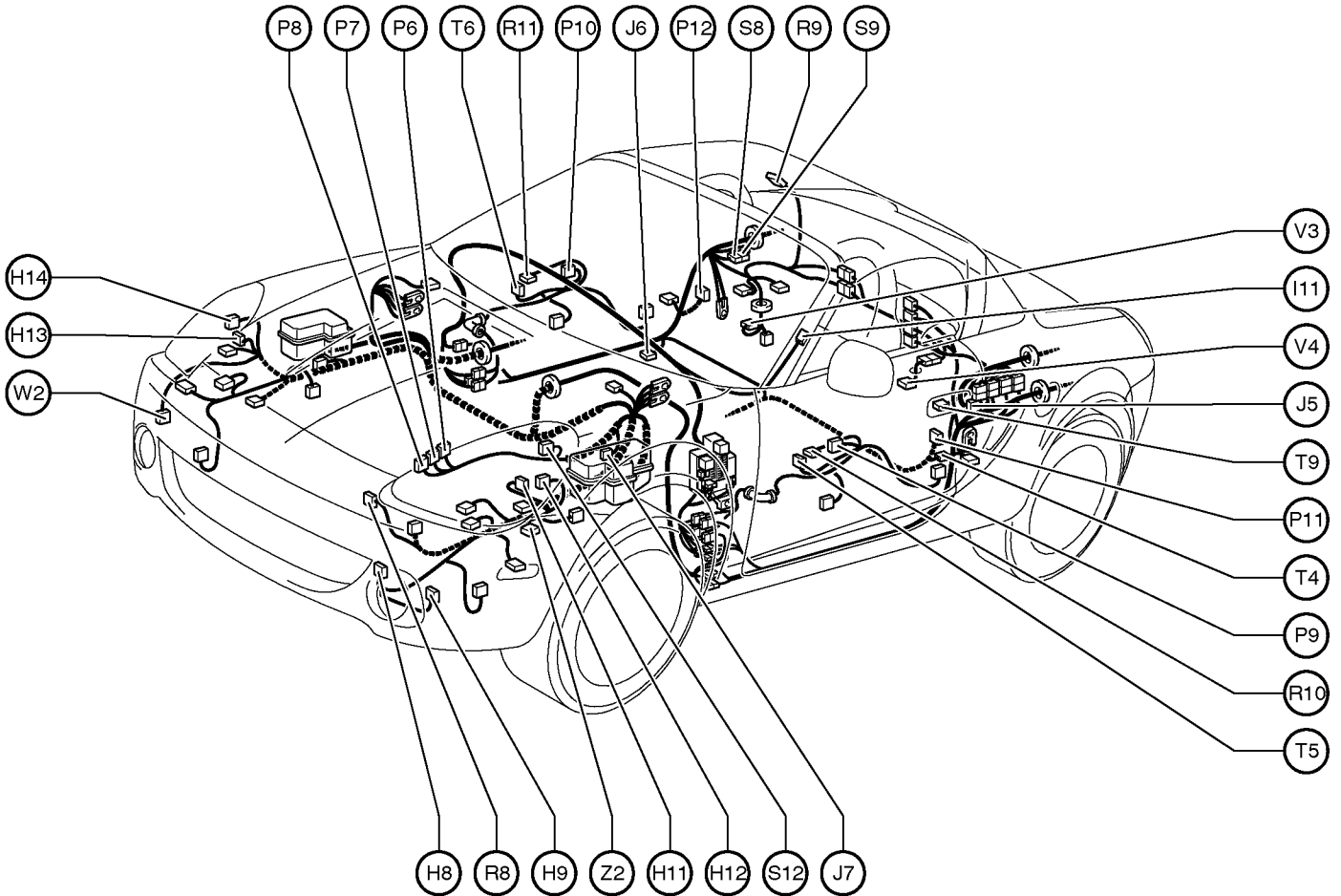
- B 9 Brake Fluid Level Warning SW

- D 6 Door Courtesy SW LH
- D 7 Door Courtesy SW RH
- D 8 Door Lock Motor, Door Key Lock and Unlock SW and  
Door Unlock Detection SW LH
- D 9 Door Lock Motor, Door Key Lock and Unlock SW and  
Door Unlock Detection SW RH

- E 2 Engine Control Module
- E 3 Engine Control Module
- E 4 Engine Control Module
- E 5 Engine Control Module

- F 1 Front Airbag Sensor LH
- F 2 Front Airbag Sensor RH
- F 3 Front Door Speaker LH
- F 4 Front Door Speaker RH
- F 5 Front Parking Light LH
- F 6 Front Parking Light RH
- F 7 Front Side Marker Light LH
- F 8 Front Side Marker Light RH
- F 9 Front Turn Signal Light LH
- F 10 Front Turn Signal Light RH
- F 11 Front Wiper Motor
- F 12 Fuel Pump and Fuel Sender
- F 13 Front Fog Light LH
- F 14 Front Fog Light RH

## Position of Parts in Body



- |      |                       |     |                                        |
|------|-----------------------|-----|----------------------------------------|
| H 8  | Horn LH               | R 8 | Radiator Fan Motor                     |
| H 9  | Horn RH               | R 9 | Rear Window Defogger                   |
| H11  | Headlight LH (High)   | R10 | Remote Control Mirror LH               |
| H12  | Headlight LH (Low)    | R11 | Remote Control Mirror RH               |
| H13  | Headlight RH (High)   | S 8 | Short Connector (Rear Window Defogger) |
| H14  | Headlight RH (Low)    | S 9 | Short Connector (Rear Window Defogger) |
| I 11 | Interior Light        | S12 | Skid Control ECU with Actuator         |
| J 5  | Junction Connector    | T 4 | Tension Reducer Solenoid LH            |
| J 6  | Junction Connector    | T 5 | Tweeter LH                             |
| J 7  | Junction Connector    | T 6 | Tweeter RH                             |
| P 6  | Power Steering ECU    | T 9 | Transmission Control ECU               |
| P 7  | Power Steering ECU    | V 3 | Vapor Pressure Sensor                  |
| P 8  | Power Steering ECU    | V 4 | VSV (Pressure Switching Valve)         |
| P 9  | Power Window Motor LH | W 2 | Washer Motor                           |
| P10  | Power Window Motor RH | Z 2 | Option Connector (TVIP Siren)          |
| P11  | Pretensioner LH       |     |                                        |
| P12  | Pretensioner RH       |     |                                        |